


Mail documents to: VisaHQ.co.uk Ltd.  
24 Tufton Street  
London SW1P 3RB  
Tel: 4420 4577 3307



## Australia Tourist visa Application



### Please enter your contact information

Name:

Email:

Tel:

Mobile:

The latest date you need your passport returned in time for your travel:


Applicants should only apply for this visa type if they have been denied an ETA or do not qualify for one based on a prior criminal offense.



### Australia tourist visa checklist

- Filled out and signed Australia tourist visa application form.** The form is enclosed.
- Scanned copy of all pages of the passport.** No original passport needed.
- 2 Photographs.** Standard passport photographs 35mm x 45mm on a white background.
- Payment.** Credit Card Authorization form, Postal Order payable to **VisaHQ.co.uk**.
- Return mailer.** Prepaid self-addressed return label or payment for Royal Mail.
- Proof of Status.** Scanned copy of ILR card or other proof of resident status in the UK, this should be valid for more than 6 months after your return from Australia.
- Itinerary.** Copy of itinerary showing exact dates of travel from airline or travel agent. Please note that the number of entries on your visa will be based upon your itinerary.
- Travel insurance.** Travel insurance covering the whole period of stay in Australia.
- Employment Letter.** An original letter from your employer/school (on business letterhead, with contact details), stating that a leave of absence has been granted and that you will be returning to your current job. The Employment Letter must be addressed to Australia High Commission. If you are self-employed, include a copy of your business license and tax return. If you are retired please submit proof of your retirement fund.

Mail documents to: VisaHQ.co.uk Ltd.  
24 Tufton Street  
London SW1P 3RB  
Tel: 4420 4577 3307



**Hotel Reservations.** Copy of confirmed hotel reservations including name of the applicant, name and address of the hotel, duration of stay.

**Personal Invitation.** If visiting friends or family, you must provide letter of invitation with the contact information of the host and visitor, who is responsible for the expenses, purpose and duration of the visit, confirmation of accommodation including the address, signature and date. You will also need to provide proof of the host's status in Australia ie. copy of their Australia passport's information page, or, if they are not a citizen of Australia, copies of their Australia residence permit and their national passport's information pages.

**Host's Bank Statement.** If you will be receiving financial support from a host or other sponsor in Australia, please provide a copy of that individual's bank statement. Please note that the invitation letter from your host should specifically state the types of support they will be providing (financial, accommodations, etc).

**Birth Certificate needed for child/children.** An original and copy of Child's Birth Certificate is needed for child/children travelling with parent.


**Personal Letter.** A personal letter from the applicant addressed to the Embassy of Australia, explaining the purpose of the trip, dates of travel, cities to be visited, and place of accommodation. The letter must original and bear a signature of the applicant.

**Bank Statement.** Copy of a recent 3 months bank statements showing proof of sufficient funds.

If you wish to prepay return shipping, please add the shipping fee to the total and provide return address:

- Royal Mail Special Delivery by 1 pm (Next Day) - from £11 **Name:**
- Same day Central London courier delivery - from £15 **Company:**
- Royal Mail Special Delivery by 9 am (Next Day) - from £25 **Address:**
- Royal Mail Special Delivery Saturday Guarantee before 1pm (Next Day) - from £25 **City:**
- Same Day Outside Central London - from £30 **Postal code:**
- UK Next Day courier delivery - from £35
- Royal Mail Special Delivery Saturday Guarantee before 9am (Next Day) - from £35
- VHQ same day Central London - from £40
- Airport Service MEET&GREET - from £75
- Airport Delivery HEATHROW - from £80
- Airport Delivery GATWICK - from £90
- Prepaid self addressed mailer - £0
- Local pick up in London - £0

Mail documents to: VisaHQ.co.uk Ltd.  
24 Tufton Street  
London SW1P 3RB  
Tel: 4420 4577 3307



Additional required documents for minors (under 18)

**1. If you are younger than 18 years of age:** evidence that every person with a legal right to decide where you live consents to your travel to Australia on this visa. If one or both parents are not coming with you, provide:

- **a statutory declaration giving their permission.** The declaration form can be found here ([http://www.visahq.com/pdf/AU\\_statutory\\_declaration.pdf](http://www.visahq.com/pdf/AU_statutory_declaration.pdf)).

- **Form 1229 Consent form** to grant an Australian visa to a child under the age of 18 years. If you use this form, you will have to attach a certified copy of your parent's or guardian's government-issued identification document (such as a passport or drivers licence) with their photograph and their signature. This form can be found here ([http://www.visahq.com/pdf/AU\\_authorization\\_minor\\_1229.pdf](http://www.visahq.com/pdf/AU_authorization_minor_1229.pdf)).

**2. If you are younger than 18 years of age and you will stay in Australia:** with someone other than a parent, legal guardian or relative.


- **a declaration signed by the person who will be responsible for you in Australia.**

- **Form 1257 Undertaking declaration.** This form can be found here ([http://www.visahq.com/pdf/AU\\_undertaking\\_declaration\\_1257.pdf](http://www.visahq.com/pdf/AU_undertaking_declaration_1257.pdf)).

**3. Evidence of enrollment at school, college or university.**

---

Mail documents to: VisaHQ.co.uk Ltd.  
24 Tufton Street  
London SW1P 3RB  
  
Tel: 4420 4577 3307



## Australia Tourist visa Application

	Type of visa	Validity	Processing time	Embassy fee	Service fee	VAT	Total
	Multiple entry (subclass 600)	up to 365 days	15 to 30 business days	£87.00	£120.00	£24.00	£231.00

This order is subject to Terms of Service, posted on VisaHQ website.  
All fees and requirements may change without notice.





## About this form

Important – Please read this information carefully before you complete your application. Once you have completed your application we strongly advise that you keep a copy for your records.

All relevant questions on this form should be answered and any requested information attached. The Department of Immigration and Border Protection (the department) may decide your application on the basis of the information provided on your application.

All forms are available from the department's website [www.border.gov.au/allforms/](http://www.border.gov.au/allforms/)

## Who should use this form?

Use this form to apply for a **Visitor visa – Tourist stream** to visit or remain in Australia for tourism or other recreational activities (holiday, sightseeing, social or recreational reasons or to visit relatives or friends).

If you intend to:

- visit Australia to visit family members, and you have a family member who is eligible and willing to sponsor you, you may use form 1418 *Application for a Visitor visa – Sponsored Family stream*;
- visit Australia for medical treatment you should use form 48ME *Application for a Medical Treatment visa*;
- visit Australia for a short business trip, you should use form 1415 *Application for a Visitor visa – Business Visitor stream*;
- study in Australia for more than 3 months you should apply for a student visa. Please contact the nearest Australian Visa Office or office of the department for information on student visa applications, including the correct application form.

Each applicant, including dependent children, must apply on their own form. You must complete all questions in all sections. Failure to answer any question completely and accurately may result in the application being refused, or the visa may be cancelled at a later date.

## Integrity of application

The department is committed to maintaining the integrity of the visa and citizenship programmes. In relation to this application, if you or a member of your family unit:

- provide, or have provided in a previous application, fraudulent documents or false or misleading information (knowingly or not); and/or
- fail to satisfy, or have failed to satisfy in a previous application, the Minister of your or their identity;

this visa application may be refused and you, and any members of your family unit, may become unable to be granted a visa for specified periods of time, as set out in migration legislation.

If documents are found to be fraudulent or information to be incorrect after the grant of a visa, the visa may subsequently be cancelled.

## Visa validity

This visa generally allows stays of 3 or 6 months in Australia, although a stay of up to 12 months can be granted. However, the visa period is determined on a case by case basis and may be less than the period you requested. A stay beyond 12 months is **ONLY** granted where 'exceptional circumstances exist'.

A visa may be granted for a single entry or multiple entries within a specified period. Generally, this visa allows people to enter Australia within 12 months from the date of grant.

## Conditions for a Visitor visa to Australia

Visitors to Australia must be willing and able to abide by the conditions listed below while in Australia. If you are unwilling or unable to abide by these conditions you should not apply for a visa. If you do not abide by these conditions, your visa may be cancelled or you may be subject to other penalties. If you have any questions or concerns about the conditions, you should ask for more information from an Australian Visa Office or office of the department in Australia.

If you are granted a visa, carefully check the details and conditions on the letter advising you of the grant of your visa.

If you have any concerns or questions about the requirements or limitations, you should contact the office that granted that visa. You should not assume that any changes to your immigration status can be made while in Australia.

## Visa conditions

### The following conditions will be applied to your visa:

#### Visa condition 8101

You must NOT work in Australia.

#### Visa condition 8201

You must NOT study for more than 3 months while in Australia

### The following conditions may be applied to your visa:

#### Visa condition 8503

No further stay.

Following an assessment of your application, a visa officer may decide to apply the 8503 condition on your visa. The 8503 (or No Further Stay) condition means that the holder of the visa on which the condition has been imposed will not, after entering Australia, be entitled to be granted any other visa, while the holder remains in Australia.

The effect of this visa condition is that it will not be possible for you to apply to remain in Australia beyond the authorised period of stay of your visa. It is particularly important, if your visit to Australia is to attend a specific event, that you organise your travel so that you can attend these events within your authorised period of stay as you will not be able to extend your period of stay in Australia.

If the 8503 condition is imposed on your visa, it will be indicated on the letter advising you of the grant of your visa, with the words 8503 – NO FURTHER STAY.

### Visa condition 8531

You must NOT stay in Australia after your visa expires.

### Visa condition 8558

You must NOT spend more than 12 months in Australia in an 18 month period.

## Visa Application Charge

Refer to *Part L – Payment details* of this form to calculate the correct charge and make payment.

Refer to [www.border.gov.au/trav/visa/fees](http://www.border.gov.au/trav/visa/fees) for a complete and current list of applicable fees and charges.

Fees and charges may be subject to change at any time and this may increase the cost of a visa application.

Generally, Visa Application Charges are reviewed on 1 July each year, and the exchange rates used to calculate the amount payable in a foreign country are updated on 1 January and 1 July each year.

If you do not pay the full Visa Application Charge amount, your visa application will not be valid.

Charges are generally not refundable, even if the application is withdrawn or refused.

## Methods of payment

Payment or evidence of payment must accompany your application.

Please check the *Ways to apply* information to find out how and where you need to lodge the application before you choose your payment method.

**Note:** Personal and travellers' cheques are not accepted.

### In Australia

To make a payment, please pay by credit card, bank cheque or money order made payable to the Department of Immigration and Border Protection. Credit card is the preferred method of payment.

### Outside Australia

Before making a payment outside Australia, please check with the Australian Visa Office where you intend to lodge your application as to what methods of payment and currencies they can accept and to whom the payment should be made payable.

Information on where to lodge an application outside Australia is also available from the department's website [www.border.gov.au/about/contact/offices-locations](http://www.border.gov.au/about/contact/offices-locations)

## Ways to apply

You, or your representative, can submit your application, Visa Application Charge and supporting documents in one of the following 3 ways:

- Electronically over the internet if you are eligible. To check your eligibility please visit the department's website [www.border.gov.au/trav/visa-1/600-](http://www.border.gov.au/trav/visa-1/600-)
- In person or by mail at the nearest Australian Visa Office or office of the department. If you are lodging in person you may require an appointment. To check if an appointment is required please visit the department's website [www.border.gov.au/about/contact/offices-locations](http://www.border.gov.au/about/contact/offices-locations) or

- Through a Service Delivery Partner (SDP). SDPs provide visa application services on behalf of the department in some countries. For more detailed information, and to check if an SDP is available in your country, please visit the *Contact Us* web page on the department's website [www.border.gov.au/about/contact/offices-locations](http://www.border.gov.au/about/contact/offices-locations)

You may arrange for another person to help you complete this application form, but you must sign it. If you have been assisted in completing the application form, you should only sign the declaration(s) if the information in it is true and correct.

## Supporting documents and additional information

*Part M – Application checklist* on page 15 contains information about supporting documentation. If you are lodging your application overseas, you should also check the website of your nearest Australian Visa Office [www.border.gov.au/about/contact/offices-locations](http://www.border.gov.au/about/contact/offices-locations)

## Sponsorship by an eligible relative

You may be asked by the department to support your application with an eligible sponsor and payment of a bond as part of the assessment process.

## Extending your stay in Australia

If you are applying for a new visa or extension while in Australia you must apply for a new visa before your current visa expires. The best time to apply for a new Visitor visa is about 2 weeks before the expiry of your current visa. Please bear in mind that the grant of a new visa will cease any visa currently held and the entitlements attached to that visa. If, for example, you currently have work rights or formal study entitlements, those entitlements will cease when a Visitor visa is granted.

## Health requirements

All applicants must meet Australia's health requirements. You may be required to undergo a chest x-ray and medical examination in order to meet the criteria for the grant of a subclass 600 visa.

Please follow any directions given by the visa processing officer as to medical or x-ray examinations that may be required.

Additional information regarding the health requirement for entry into Australia is available on the department's website [www.border.gov.au/trav/visa/heal/meeting-the-health-requirement/health-examinations](http://www.border.gov.au/trav/visa/heal/meeting-the-health-requirement/health-examinations)

## Health insurance requirements

Medical treatment in Australia can be very expensive. It is recommended that you take out health insurance for your period of stay in Australia. You will not be covered by Australia's national health scheme, unless you are covered by a reciprocal health care agreement.

### If you are seeking a long stay Visitor visa – Tourist stream or are 75 years of age or over

You may be asked to provide evidence with your application that you have health insurance to cover your stay in Australia. More information about health insurance is available from the department's website [www.border.gov.au/trav/visi/visi](http://www.border.gov.au/trav/visi/visi)

## Vaccinations

If it is your intention to enrol your children in an Australian school or childcare centre (crèche or preschool) during your visit to Australia, you are strongly encouraged to carry certification of your child's vaccination status. Certification may be sought at time of enrolment.

Vaccination is recommended against polio, tetanus, measles, mumps, rubella, diphtheria, pertussis (whooping cough), Haemophilus influenzae hypo (Hib) and Hepatitis B.

**Note:** Vaccination against rubella is also recommended for women of child bearing age.

## Passport information

Most visa applicants will be required to hold a valid passport before they can be granted a visa. It is strongly recommended that the passport be valid for at least 6 months.

If you change your passport after you have been granted the visa you must notify the nearest Australian Visa Office or office of the department.

**If you do not provide us with the details of any new or additional passport you use to travel to Australia, you may experience significant delays at the airport and may be denied permission to board your plane.**

## Residential address

You must provide the address of where you intend to live during the period that your application is being considered. Failure to give your residential address will result in this application being invalid. A post office box address will not be accepted as your residential address.

## Change of address

If you change your residential address for more than 14 days while your application is being processed, you must tell the department your new address and how long you will be there. The department will send communication about your application to the latest address for correspondence you have provided.

## Immigration assistance

A person gives immigration assistance to you if he or she uses, or claims to use, his or her knowledge or experience in migration procedure to assist you with your visa application, request for ministerial intervention, cancellation review application, sponsorship or nomination.

In Australia a person may only lawfully give immigration assistance if he or she is a registered migration agent or is exempt from being registered. Only registered migration agents may receive a fee or reward for providing immigration assistance.

If an unregistered person in Australia, who is not exempt from registration, gives you immigration assistance they are committing a criminal offence and may be prosecuted.

**Sponsors of applicants for Visitor visas – Sponsored Family stream are exempt from the requirements to be registered as a migration agent in order to assist application in relation to Visitor visas – Sponsored Family stream.**

## Migration agents in Australia

Migration agents in Australia must be registered with the Office of the Migration Agents Registration Authority (Office of the MARA) unless they are exempt from registration.

## Migration agents outside Australia

Migration agents who operate outside Australia do not have to be registered. The department may give some overseas agents an ID number. This number does not mean that they are registered.

**Note:** Some Australian registered migration agents operate overseas.

## Migration agent information

A migration agent is someone who can:

- advise you on the visa that may best suit you;
- tell you the documents you need to submit with your application;
- help you fill in the application and submit it; and
- communicate with the department on your behalf.

If you appoint a migration agent, the department will assume that your migration agent will be your authorised recipient, unless you indicate otherwise.

Your migration agent will be the person with whom the department will discuss your application and from whom it will seek further information when required.

You are not required to use a migration agent. However, if you use a migration agent, the department encourages you to use a registered migration agent. Registered agents are bound by the Migration Agents Code of Conduct, which requires them to act professionally in their clients' lawful best interests.

Information on migration agents, including a list of registered migration agents, is available on the Office of the MARA website [www.mara.gov.au](http://www.mara.gov.au)

You can also access information about migration agents on the department's website [www.border.gov.au](http://www.border.gov.au)

## Exempt persons

The following people do not have to be a registered migration agent in order to provide immigration assistance, but they must not charge a fee for their service:

- a close family member (spouse, de facto partner, child, parent, brother or sister);
- a member of parliament or their staff;
- an official whose duties include providing immigration assistance (eg. a Legal Aid provider);
- a member of a diplomatic mission, consular post or international organisation.

## Appointing a migration agent/exempt person

To appoint a migration agent/exempt person you should complete *Part K – Options for receiving written communications*.

Your migration agent/exempt person should complete form 956 *Advice by a migration agent/exempt person of providing immigration assistance*.

Form 956 is available from the department's website [www.border.gov.au/allforms/](http://www.border.gov.au/allforms/)



## Options for receiving written communications

If you do not appoint a migration agent/exempt person you may still authorise another person, in writing, to receive written communications on your behalf. This person is called the authorised recipient.

### Authorised recipient information

All written communication about your application will be sent to your authorised recipient, unless you indicate that you wish to have health and/or character information sent directly to you.

The department will communicate with the most recently appointed authorised recipient as you may only appoint one authorised recipient at any time for a particular application.

You will be taken to have received any documents sent to that person as if they had been sent to you.

To appoint an authorised recipient you should complete:

- *Part K – Options for receiving written communications*; and
- form 956A *Appointment or withdrawal of an authorised recipient*.

**Note:** Migration agents/exempt persons do not need to complete form 956A.

Form 956A is available from the department's website [www.border.gov.au/allforms/](http://www.border.gov.au/allforms/)

## Consent to communicate electronically

The department may use a range of means to communicate with you. However, electronic means such as fax or email will only be used if you indicate your agreement to receiving communication in this way.

To process your application the department may need to communicate with you about sensitive information, for example, health, police checks, financial viability and personal relationships. Electronic communications, unless adequately encrypted, are not secure and may be viewed by others or interfered with.

If you agree to the department communicating with you by electronic means, the details you provide will only be used by the department for the purpose for which you have provided them, unless there is a legal obligation or necessity to use them for another purpose, or you have consented to use for another purpose. They will not be added to any mailing list.

The Australian Government accepts no responsibility for the security or integrity of any information sent to the department over the internet or by other electronic means.

If you authorise another person to receive documents on your behalf and they wish to be contacted electronically, their signature is required on form 956 or 956A to indicate their consent to this form of communication.

**Note:** Electronic communication is the fastest means of communication available and the department prefers to communicate electronically because this results in faster processing.

## Important information about privacy

Your personal information is protected by law, including the *Privacy Act 1988*. Important information about the collection, use and disclosure (to other agencies and third parties, including overseas entities) of your personal information, including sensitive information, is contained in form 1442i *Privacy notice*. Form 1442i is available from the department's website [www.border.gov.au/allforms/](http://www.border.gov.au/allforms/) or offices of the department. You should ensure that you read and understand form 1442i before completing this form.

As sponsorship may be required for your visa subclass, the outcome of your application may be made known to the person/organisation who has submitted a sponsorship form regarding your application.

*Home page* **[www.border.gov.au](http://www.border.gov.au)**

*General enquiry line*

Telephone **131 881** during business hours in Australia to speak to an operator (recorded information available outside these hours).  
If you are outside Australia, please contact your nearest Australian mission.

*Please keep these information pages for your reference*



# Application for a Visitor visa – Tourist stream

Please use a pen, and write neatly in English using BLOCK LETTERS.

Tick where applicable

**PHOTOGRAPH**

Please attach a recent passport size photograph of yourself.

**1** Indicate if you are applying outside Australia or in Australia:

Outside Australia  ► **Go to Question 2**

In Australia  ► **Go to Question 5**

**Applicants outside Australia**

**2** When do you wish to visit Australia?

Date from 

DAY	MONTH	YEAR
/	/	/

 to 

DAY	MONTH	YEAR
/	/	/

**3** How long do you wish to stay in Australia?

Up to 3 months

Up to 6 months

Up to 12 months

**Note:** The stay period granted may be less than the period requested. You should check the terms of any visa granted.

**4** Do you intend to enter Australia on more than one occasion?

No  ► **Go to Question 7**

Yes  ► Give details


►► **Go to Question 7**

**Applicants in Australia**

**5** Specify the date you wish to extend your stay to

DAY	MONTH	YEAR
/	/	/

**6** Provide detailed reasons for requesting this further stay


*Part A – Your details*

**7** Give the following details exactly as they appear in your passport  
*Make sure your passport is valid for the period of stay you are applying for.*

Family name

Given names

Sex Male  Female

Date of birth 

DAY	MONTH	YEAR
/	/	/

Passport number

Country of passport

Nationality of passport holder

Date of issue 

DAY	MONTH	YEAR
/	/	/

Date of expiry 

DAY	MONTH	YEAR
/	/	/

Place of issue/issuing authority

**8** Place of birth

Town/city

State/province

Country

**9** Relationship status

Married  Separated  Never married or been in a de facto relationship

Engaged  Divorced

De facto  Widowed

10 Are you or have you been known by any other name?  
(including name at birth, previous married names, aliases)

No

Yes  Give details

11 Do you currently hold an Australian visa?

No

Yes  **Note:** If this visa application is approved, your current visa may cease.

12 Have you applied for a Parent (subclass 103) visa?

No

Yes  Please provide your queue date

DAY	MONTH	YEAR
/	/	

13 Do you currently hold, or have you applied for, an APEC Business Travel Card (ABTC)?

No

Yes  **Note:** If this visa application is approved, the Australian visa associated with your ABTC will cease.

14 Are you a citizen of any other country?

No

Yes  List countries

15 Do you have other current passports?

No

Yes  Give details

Passport number

Country of passport

16 Do you hold an identity card or identity number issued to you by your government (eg. National identity card) (if applicable)?

**Note:** If you are the holder of multiple identity numbers because you are a citizen of more than one country, you need to enter the identity number on the card from the country that you live in.

No

Yes  Give details

Family name

Given names

Type of document

Identity number

Country of issue

17 In what country are you currently located?

18 What is your legal status in your current location?

Citizen

Permanent resident

Visitor

Student

Work visa

No legal status

Other  Give details

19 What is the purpose of your stay in your current location and what is your visa status?

20 Your current residential address

**Note:** A street address is required as a post office box address cannot be accepted.

POSTCODE

Country

21 Address for correspondence

(If the same as your residential address, write 'AS ABOVE')

POSTCODE

Country

22 Contact telephone numbers

COUNTRY CODE AREA CODE NUMBER

Home ( ) ( )

Office ( ) ( )

Mobile/cell

23 Do you agree to the department communicating with you by email and/or fax?

This may include receiving notification of the outcome of this application.

**Note:** We can communicate about this application more quickly using email and/or fax.

No

Yes  Give details

Email address

COUNTRY CODE AREA CODE NUMBER

Fax number ( ) ( )

## Part B – Family travelling to Australia with you

24 Are you travelling to, or are you currently in, Australia with any family members?

No

Yes  ► Give details of each family member

*Make sure all the applications are lodged at the same time.*

Full name	Relationship to you	Name of sponsor (if applicable)

*If insufficient space, give details at Part O*

## Part C – Family NOT travelling to Australia with you

25 Do you have a partner, any children, or fiancé who will NOT be travelling, or has NOT travelled, to Australia with you?

No

Yes  ► Give details

Full name	Date of birth			Relationship to you	Their address while you are in Australia
	DAY	MONTH	YEAR		
	/	/			
	/	/			
	/	/			
	/	/			
	/	/			
	/	/			

*If insufficient space, give details at Part O*

## Part D – Details of your visit to Australia

26 Is it likely you will be travelling from Australia to any other country (eg. New Zealand, Singapore, Papua New Guinea) and back to Australia?

No

Yes  ► Attach itinerary details

27 Do you have any relatives in Australia?

No

Yes  ► Give details

Full name	Date of birth			Relationship to you	Address	Citizen or permanent resident of Australia
	DAY	MONTH	YEAR			
	/	/				No <input type="checkbox"/> Yes <input type="checkbox"/>
	/	/				No <input type="checkbox"/> Yes <input type="checkbox"/>
	/	/				No <input type="checkbox"/> Yes <input type="checkbox"/>
	/	/				No <input type="checkbox"/> Yes <input type="checkbox"/>

*If insufficient space, give details at Part O*

**28** Do you have any friends or contacts in Australia?

No

Yes  Give details

Full name	Date of birth			Relationship to you	Address	Citizen or permanent resident of Australia	
	DAY	MONTH	YEAR			No <input type="checkbox"/>	Yes <input type="checkbox"/>
	/	/				No <input type="checkbox"/>	Yes <input type="checkbox"/>
	/	/				No <input type="checkbox"/>	Yes <input type="checkbox"/>
	/	/				No <input type="checkbox"/>	Yes <input type="checkbox"/>
	/	/				No <input type="checkbox"/>	Yes <input type="checkbox"/>

*If insufficient space, give details at Part O*

**29** Why do you want to visit Australia?

*Include details of any dates that are of special significance to your visit.*


*If insufficient space, give details at Part O*

**30** Do you intend to do a course of study while in Australia?

No

Yes  Give details

Name of the course

Name of the institution

How long will the course last?

## Part E – Health details

**31** In the last 5 years, have you visited or lived outside your country of passport for more than 3 consecutive months?

*Do not include time spent in Australia.*

No

Yes  ► Give details

1. Country(s)

Date from  DAY MONTH YEAR / / to  DAY MONTH YEAR / /

2. Country(s)

Date from  DAY MONTH YEAR / / to  DAY MONTH YEAR / /

3. Country(s)

Date from  DAY MONTH YEAR / / to  DAY MONTH YEAR / /

*If insufficient space, give details at Part O*

**32** Do you intend to enter a hospital or health care facility (including nursing homes) while in Australia?

No

Yes  ► Give details


**33** Do you intend to work as, or study to be, a doctor, dentist, nurse or paramedic during your stay in Australia?

No

Yes  ► Give details


**34** Have you:

- ever had, or currently have, tuberculosis?
- been in close contact with a family member that has active tuberculosis?
- ever had a chest x-ray which showed an abnormality?

No

Yes  ► Give details


**35** During your proposed visit to Australia, do you expect to incur medical costs, or require treatment or medical follow up for:

- blood disorder;
- cancer;
- heart disease;
- hepatitis B or C and/or liver disease;
- HIV Infection, including AIDS;
- kidney disease, including dialysis;
- mental illness;
- pregnancy;
- respiratory disease that has required hospital admission or oxygen therapy;
- other?

No

Yes  ► Give details


**36** Do you require assistance with mobility or care due to a medical condition?

No

Yes  ► Give details


**37** Have you undertaken a health examination for an Australian visa in the last 12 months?

No

Yes  ► Give details (including HAP ID if available)


**Note:** If you are applying for a long stay Visitor visa or are 75 years or over, you will be asked to undergo a health assessment and may be asked to show that you have medical insurance to cover your intended stay in Australia. Please contact your nearest office of the department for further advice before lodging your application. If additional medical consultations are required, a decision on your visa application will be delayed.



## Part G – Employment status

**39** What is your employment status?

Employed/  
self-employed

Give details

Employer/business name

Address

POSTCODE

Telephone number

COUNTRY CODE      AREA CODE      NUMBER

(    )	(    )	
--------	--------	--

Position you hold

How long have you  
been employed by this  
employer/business?

Retired

Year of retirement

Student

Give details

Your current course


Name of educational institution


How long have you been  
studying at this institution?

Other

Give details


Unemployed

Explain why you are unemployed and give details  
of your last employment (*if applicable*)


## Part H – Funding for stay

All visitors to Australia must be able to demonstrate they have adequate funds to cover all costs associated with their visit. Providing evidence of funds will help expedite the processing of a visitor visa application. Examples may include personal bank statements showing a financial history, pay slips, audited accounts, taxation records or details of funds that visitors will be taking with them or funds that are available to them. Relevant factors may also include the number of persons your are supporting, the type of activities planned and the length of stay sought.

**40** Give details of how you will maintain yourself financially while you are in Australia




**41** Is your sponsor or someone else providing support for your visit to Australia?

**Note:** This includes support from an organisation.

No

Yes  Give details

Full name	Date of birth			Relationship to you	Their address while you are in Australia	Type of support provided		
	DAY	MONTH	YEAR			Financial	Accommodation	Other
	/	/				<input type="checkbox"/>	<input type="checkbox"/>	<input type="checkbox"/>
	/	/				<input type="checkbox"/>	<input type="checkbox"/>	<input type="checkbox"/>
	/	/				<input type="checkbox"/>	<input type="checkbox"/>	<input type="checkbox"/>
	/	/				<input type="checkbox"/>	<input type="checkbox"/>	<input type="checkbox"/>

If insufficient space, give details at Part O

Attach details. The person or people you have listed will need to provide evidence of their ability to provide this support.

**Part I – Previous applications**

**42** Have you ever:

- been in Australia and not complied with visa conditions or departed Australia outside your authorised period of stay? No  Yes
- had an application for entry to or further stay in Australia refused, or had a visa for Australia cancelled? No  Yes

If you answered 'Yes' to any of the above questions, give details


**Part J – Assistance with this form**

**43** Did you receive assistance in completing this form?

No  ► **Go to Part K**

Yes  ► Please give details of the person who assisted you

Title: Mr  Mrs  Miss  Ms  Other

Family name

Given names

Address

<input type="text"/>
<input type="text"/>
<input type="text"/>
<input type="text"/>

Telephone number or daytime contact

COUNTRY CODE	AREA CODE	NUMBER
( <input type="text"/> )	( <input type="text"/> )	<input type="text"/>

Mobile/cell

**44** Is the person an agent registered with the Office of the Migration Agents Registration Authority (Office of the MARA)?

No

Yes  ► **Go to Part K**

**45** Is the person/agent in Australia?

No  ► **Go to Part K**

Yes

**46** Did you pay the person/agent and/or give a gift for this assistance?

No

Yes

**Part K – Options for receiving written communications**

**47** All written communications about this application should be sent to:  
(Tick one box only)

Myself

**OR**

Authorised recipient  ► You should complete form 956A *Appointment or withdrawal of an authorised recipient*

**OR**

Migration agent  } Your migration agent/exempt person should complete form 956 *Advice by a migration agent/exempt person of providing immigration assistance*

**OR**

Exempt person

## Part L – Payment details

**48 IMPORTANT:** You must refer to the department's website at [www.border.gov.au/trav/visa/fees](http://www.border.gov.au/trav/visa/fees) to complete this part of your application. The website shows reference tables with the Visa Application Charges applicable to each visa subclass.

Visa subclass you are applying for

▶▶ **Base Application Charge**

Write the amount shown on the reference table for your visa subclass  AUD (1)

▶▶ **Non-internet Application Charge (if applicable)**  AUD (2)

▶▶ **Additional Applicant Charge aged 18 years or over** at the time your application is lodged

Write the amount shown on the reference table for your visa subclass  AUD X (multiplied by) Number of additional applicants aged **18 years or over**  =  AUD (3)

▶▶ **Additional Applicant Charge under 18 years of age** at the time your application is lodged

Write the amount shown on the reference table for your visa subclass  AUD X (multiplied by) Number of additional applicants **under 18 years of age**  =  AUD (4)

▶▶ **Subsequent Temporary Application Charge (if applicable)**

Write the amount shown on the reference table for your visa subclass  AUD X (multiplied by) Number of applicants  =  AUD (5)

▶▶ **Total (1) + (2) + (3) + (4) + (5)**  AUD **Total**

You must pay the **total amount** or your visa application will not be valid.

**Note:** A second instalment of the Visa Application Charge must also be paid before we can grant some visas.

**49** How will you pay your application charge?

**Note:** A surcharge may apply to payments made by credit card. Further information is available from [www.border.gov.au/trav/visa/fees/how-to-pay-for-an-application](http://www.border.gov.au/trav/visa/fees/how-to-pay-for-an-application)

If applying **in Australia**, credit card is the preferred method of payment. If paying by bank cheque or money order please make payable to the Department of Immigration and Border Protection.

If applying **outside Australia**, please check with the Australian Government office where you intend to lodge your application as to what methods of payment and currencies they can accept and to whom the payment should be made payable.

Bank cheque

Money order

Credit card  ▶▶ Give details below

Payment by (tick one box)

Australian Dollars

MasterCard <input type="checkbox"/>	Diners Club <input type="checkbox"/>	<input type="text"/> AUD
American Express <input type="checkbox"/>	JCB <input type="checkbox"/>	
Visa <input type="checkbox"/>		

Credit card number

Expiry date MONTH YEAR  
 :  /  :

Cardholder's name

Telephone number

COUNTRY CODE AREA CODE NUMBER  
 ( ) ( )

Address

POSTCODE

As the cardholder I acknowledge and accept that a credit card surcharge may apply to the transaction.

Signature of cardholder

Credit card information will be used for charge paying purposes only.

## Part M – Application checklist

**50** With your completed and signed application form 1419, you must include:

<ul style="list-style-type: none"> <li>a certified copy of the identity page (showing photo and personal details) of a valid passport and other pages which provide evidence of travel to any other countries</li> </ul>	<input type="checkbox"/>
<ul style="list-style-type: none"> <li>a recent passport photograph (not more than 6 months old) of yourself</li> </ul>	<input type="checkbox"/>
<ul style="list-style-type: none"> <li>the Visa Application Charge <i>(if applicable)</i></li> </ul>	<input type="checkbox"/>
<ul style="list-style-type: none"> <li>a completed form 1257 <i>Undertaking declaration</i>, for applicants under 18 years of age, staying in Australia with someone other than a parent, legal guardian or relative <i>(if applicable)</i></li> </ul>	<input type="checkbox"/>
<ul style="list-style-type: none"> <li>a completed form 1229 <i>Consent to grant an Australian visa to a child under the age of 18 years</i>, for applicants under 18 years of age, travelling alone or without one or both of their parents or legal guardians <i>(if applicable)</i></li> </ul>	<input type="checkbox"/>
<p>If you authorise another person to receive all written communications about your application with the department:</p> <ul style="list-style-type: none"> <li>completed <i>Part K – Options for receiving written communications</i>; and</li> <li>form 956 <i>Advice by a migration agent/exempt person of providing immigration assistance</i>; or</li> <li>form 956A <i>Appointment or withdrawal of an authorised recipient</i></li> </ul>	<input type="checkbox"/>

**When you have lodged your application, you should attach your receipt to this sheet.**

## Additional documents

Under *the Migration Act 1958*, decision-makers are not obliged to seek additional information from the applicant before making a decision on a visa application. It is therefore in your best interest to submit the following documentation, if applicable, with your application:

<ul style="list-style-type: none"> <li>evidence of access to funds to support your stay</li> </ul>	<input type="checkbox"/>
<ul style="list-style-type: none"> <li>evidence of your medical/travel insurance <i>(if requested)</i></li> </ul>	<input type="checkbox"/>
<ul style="list-style-type: none"> <li>medical examination or tests <i>(if requested)</i></li> </ul>	<input type="checkbox"/>
<ul style="list-style-type: none"> <li>a letter from your employer confirming your leave</li> </ul>	<input type="checkbox"/>
<ul style="list-style-type: none"> <li>evidence of enrolment at school, college or university</li> </ul>	<input type="checkbox"/>
<p>If visiting a close family member in Australia (who is a citizen or permanent resident of Australia):</p> <ul style="list-style-type: none"> <li>a letter of invitation to visit</li> </ul>	<input type="checkbox"/>
<ul style="list-style-type: none"> <li>other information to show that you have an incentive and authority to return to your country of residence, such as property or other significant assets in your home country</li> </ul>	<input type="checkbox"/>

**Important:** Do not provide original documents unless requested. You should provide 'certified copies' of original documentation. Documents not in English should be accompanied by accredited English translations.

## Part N – Signatures

### 51 BIOMETRICS DECLARATION AND CONSENT

This declaration and consent is for offshore visa applicants.

*If I am requested or required to provide my fingerprints and facial image:*

*I consent to:*

- the collection of my fingerprints and facial image.

*I declare that:*

- I understand that my fingerprints and facial image and my biographical information held by the department may be given to Australian law enforcement agencies to help identify me, to help determine my eligibility for grant of the visa I have applied for, and for law enforcement purposes.

*I consent to:*

- Australian law enforcement agencies disclosing my biometric, biographical and criminal record information to the department for any of the purposes outlined above; and
- the department using the information obtained for the purposes of the Migration Act 1958 or the Australian Citizenship Act 2007.

**Signature of applicant**



Date 

DAY	MONTH	YEAR
/	/	


### 52 DECLARATION

**WARNING:** Giving false or misleading information or documents is a serious offence.

*Having read the 'Conditions for a Visitor visa to Australia' on page 1 of this form, I declare that:*

- the information given is complete, correct and up-to-date;
- I understand that the visa I am applying for does not permit me to work in Australia;
- I understand that the visa I am applying for does not permit me to study for longer than 3 months in Australia;
- my intention to visit Australia is genuine and I will abide by the conditions and period of stay of the visa;
- I have access to adequate funds to meet all costs associated with the visit to and from Australia;
- I have never had tuberculosis or any serious condition likely to endanger or be a cost to Australia (otherwise, I attach details);
- I understand that if a no further stay 8503 condition is imposed on this visa, it will limit my ability to remain in Australia beyond the authorised period of the visa;
- in any part of this form which has been completed with the assistance of another person, that the information as set down is true and correct and has been included with my full knowledge, consent and understanding;
- if granted a visa, I will advise the Australian Visa Office should my circumstances change;
- I understand that if I do not abide by the conditions imposed on my visa, my visa may be cancelled or I may be subject to other penalties. If applicable, my sponsor may also be penalised;
- I have truthfully declared all relevant details requested of me in this application;
- I have read the information contained in form 1442i Privacy notice;
- I understand the department may collect, use and disclose my personal information (including biometric information and other sensitive information) as outlined in form 1442i Privacy notice;
- I understand that if any fraudulent documents or false or misleading information has been provided with this application, or if I fail to satisfy the Minister of my identity, my application may be refused and I, and any other member of my family unit, may become unable to be granted a visa for specified periods of time;
- if documents are found to be fraudulent or information to be incorrect after the grant of a visa, the visa may subsequently be cancelled.

**Signature of applicant**



Date 

DAY	MONTH	YEAR
/	/	

We strongly advise that you keep a copy of your application and all attachments for your records.





## Who should use this form?

This form should be used to notify the Department of Immigration and Border Protection (the department) that you are:

- **appointing** an authorised recipient to receive documents that the department would otherwise have sent to you; or
- **withdrawing the appointment** of your authorised recipient.

Return the completed form to the office where you lodged your application or for any other matter (eg. proposed visa cancellation), to the office of the department that is responsible for that matter. If you are unsure which office is responsible for your matter, this form may be submitted to the nearest office of the department.

### Do not use this form if:

- you are **appointing a migration agent or exempt person** to provide you with immigration assistance and they will also be your authorised recipient.

In this case the migration agent or exempt person should complete form 956 *Advice by a migration agent/exempt person of providing immigration assistance*.

## Who is an exempt person?

The following people do not have to be registered as migration agents in order to provide immigration assistance:

- a close family member (spouse, child, adopted child, parent, brother or sister);
- a sponsor or nominator of a visa applicant;
- a member of parliament or their staff;
- an official whose duties include providing immigration assistance;
- a member of a diplomatic mission, consular post or international organisation.

An exempt person must not charge a fee for their service. It is an offence for an exempt person to charge a fee for providing immigration assistance and penalties of up to 10 years jail can apply.

## Authorised recipient

An authorised recipient is a person appointed to receive documents from the department relating to matters arising under the *Migration Act 1958* (the Act) or the Migration Regulations 1994 on behalf of another person.

The most common times an authorised recipient would be appointed is during visa application processes, visa cancellation processes, sponsorship processes (including monitoring or sanctions) or ministerial intervention requests.

The department cannot discuss matters relating to you with the authorised recipient unless they are also acting on your behalf as your migration agent/exempt person, or you have separately provided the department with consent to disclose your personal information to them.

You may only appoint one authorised recipient at any time for a particular application or matter. The department will send documents to the most recently appointed authorised recipient.

The department is required under the Act to send your authorised recipient any documents relating to your matter (eg. visa application or cancellation of a visa), that would otherwise have been sent to you. Under most circumstances, you will not receive a separate copy of the documents. You are taken to have received any documents sent to your authorised recipients as if they had been sent to you.

You should be aware that the documents sent to your authorised recipient might include sensitive information about matters such as your health and character, unless you indicate on this form that you do not wish such information to be sent to your authorised recipient.

If you change your authorised recipient or end their appointment you must promptly advise the department. You may use this form for that purpose.

## Dependent applicants

All persons listed on this form will be considered to have appointed the same authorised recipient.

If a person 16 years of age or older wants to appoint a different authorised recipient they should complete a separate form 956A.

## Consent to communicate electronically

The department may use a range of means to send documents to your authorised recipient. However, electronic means such as fax or email will only be used if your authorised recipient indicates their agreement to receiving documents on your behalf in this way.

To process your matter with the department (such as visa application or visa cancellation action), the department may need to communicate with you about sensitive information, for example, health, police checks, financial viability and personal relationships. This means the information may be contained in the documents that are sent to your authorised recipient. Electronic communications, unless adequately encrypted, are not secure, and any information about you sent electronically to your authorised recipient may be viewed by others or interfered with. If your authorised recipient agrees to the department sending your documents to them by electronic means, the details they provide will only be used by the department for the purpose of sending documents. They will not be added to any mailing list.

The Australian Government accepts no responsibility for the security or integrity of any information sent to the department over the internet or by other electronic means.

## Important information about privacy

Your personal information is protected by law, including the *Privacy Act 1988*. Important information about the collection, use and disclosure (to other agencies and third parties, including overseas entities) of your personal information, including sensitive information, is contained in form 1442i *Privacy notice*. Form 1442i is available from the department's website **[www.border.gov.au/allforms/](http://www.border.gov.au/allforms/)** or offices of the department. You should ensure that you read and understand form 1442i before completing this form.

*Home page* **[www.border.gov.au](http://www.border.gov.au)**

*General enquiry line* Telephone **131 881** during business hours in Australia to speak to an operator (recorded information available outside these hours). If you are outside Australia, please contact your nearest Australian mission.

*Please keep these information pages for your reference*





Australian Government

Department of Immigration and Border Protection

# Appointment or withdrawal of an authorised recipient

Form  
**956A**

Please use a pen, and write neatly in English using BLOCK LETTERS.

Tick where applicable

1 Are you using this form to notify the department that you are:

**appointing** an  **Complete Part A and Part C**  
authorised recipient You do not need to complete Part B

**withdrawing** the  **Complete Part B and Part C**  
appointment of an authorised recipient You do not need to complete Part A

## Part A – New appointment

### Your details

2 Are you a:  visa applicant  
*(tick one only)*  sponsor or sponsor applicant  
 nominator or nominator applicant  
 proposer or proposer applicant  
 visa holder whose visa is being considered for cancellation or has been cancelled  
 person requesting ministerial intervention

3 Do you have a DIBP Client ID number (CID)?  
No   
Yes  DIBP Client ID number (CID)

4 Full name *(For an organisation, provide the name of the contact person)*  
Title: Mr  Mrs  Miss  Ms  Other   
Family name   
Given names

5 Date of birth  DAY / MONTH / YEAR

6 Organisation name *(if applicable)*

7 Business or residential address  
  
  
 POSTCODE

8 Address for correspondence  
*(If the same as business or residential address, write 'AS ABOVE')*  
  
  
 POSTCODE

9 Telephone numbers  
COUNTRY CODE AREA CODE NUMBER  
Office hours ( ) ( )  
Mobile/cell

10 Names of **other persons** 16 years of age or older who are appointing the same authorised recipient in relation to the same matter  
1. Family name   
Given names   
2. Family name   
Given names   
3. Family name   
Given names

*If there are more than 3 other persons, give details at Question 28*

11 Have you appointed a migration agent or exempt person to provide you with immigration assistance?  
No   
Yes  Give details of the migration agent/exempt person  
Family name   
Given names

*If applicable:*  
Migration Agent Registration Number (MARN)  :  : : : : :  
Offshore Agent ID Number

**Note:** Your migration agent/exempt person should complete form 956 *Advice by a migration agent/exempt person of providing immigration assistance*

## Appointment details

- 12** Are you appointing an authorised recipient in relation to an application process, a cancellation process or another matter (eg. a sponsorship monitoring and sanction activity by the department, or only one stage of a two stage visa application, or ministerial intervention)?

**Application** process

Type of application

Date lodged

DAY	MONTH	YEAR
/	/	

Not yet lodged

**Cancellation** process

Subclass of visa

Date visa granted

DAY	MONTH	YEAR
/	/	

**Another matter** – give details


*If insufficient space, give details at Question 31*

- 13** Provide the DIBP ID number (if known) attached to the matter listed in Question 12 in relation to which you are appointing an authorised recipient

DIBP Request ID number (RID)

DIBP Transaction Reference Number (TRN)

- 14** Do you want the authorised recipient to receive health and character information about you or other persons listed in Question 10 that may arise, or be revealed in the course of this matter?

No  ► These documents will be sent directly to you

Yes

## Authorised recipient's details

- 15** Full name

Title: Mr  Mrs  Miss  Ms  Other

Family name

Given names

- 16** Date of birth

DAY	MONTH	YEAR
/	/	

- 17** Business or residential address

POSTCODE

- 18** Address for correspondence

*(If the same as business or residential address, write 'AS ABOVE')*

POSTCODE

- 19** Telephone numbers

Office hours

COUNTRY CODE	AREA CODE	NUMBER
( )	( )	

Mobile/cell

- 20** Does this person agree to the department communicating with them by fax, email or other electronic means?

No  ► **Go to Part C**

Yes  ► Give details

Fax number

COUNTRY CODE	AREA CODE	NUMBER
( )	( )	

Email address

►► **Go to Part C**

## Part B – Withdrawing an appointment

### 21 Your details

Full name (For an organisation, provide the name of the contact person)

Family name

Given names

Date of birth

Organisation name (if applicable)

Telephone numbers

Office hours

Mobile/cell

DIBP Client ID number (CID) (if known)

### 22 Names of other persons 16 years of age or older who are withdrawing the appointment of the same authorised recipient in relation to the same matter

1. Family name

Given names

2. Family name

Given names

3. Family name

Given names

### Your contact details

### 23 Business or residential address

Telephone number

Office hours

### 24 Address for correspondence

(If the same as business or residential address, write 'AS ABOVE')

### 25 Do you agree to the department communicating with you by fax, email or other electronic means?

No

Yes  Give details

Fax number

Email address

### 26 Authorised recipient's details

Full name

Family name

Given names

### 27 Are you withdrawing the appointment of an authorised recipient in relation to an application process, a cancellation process or another matter (eg. sponsorship monitoring and sanction activity by the department, or only one stage of a two stage visa application, or ministerial intervention)?

**Application process**

Type of application

Date lodged

**Cancellation process**

Subclass of visa

Date visa granted

**Another matter – give details**

If insufficient space, give details at Question 31

### 28 Provide the DIBP ID number (if known) attached to the matter in relation to which you are withdrawing your appointment of the authorised recipient

DIBP Request ID number (RID)

DIBP Transaction Reference Number (TRN)

# Part C – Declarations

## Authorised recipient declaration

29 Tick one only

**Appointment**

I understand that:

- I have been appointed by the persons named in Part A of this form to be their authorised recipient; and
- as the authorised recipient all documents that would otherwise be sent to the persons named in Part A will be sent to me, including by electronic means as indicated in Question 20 (if applicable).

**Withdrawal of appointment**

I understand that I am no longer acting as authorised recipient for the persons named in Part B of this form in relation to the matter indicated in Part B of this form.

**Signature of authorised recipient**



Date 

DAY	MONTH	YEAR
/	/	

## Your declaration

30 Tick one only

**Appointment**

I declare that I have appointed the authorised recipient named in Question 15 of this form to receive all documents relating to the matter indicated in Question 12 on my behalf.

**Withdrawal of appointment**

I declare that the authorised recipient named in Question 26 of this form is no longer authorised to receive documents relating to the matter indicated in Question 27 on my behalf.

I understand that future correspondence from the department will be sent to the last address that I have provided in Question 23, 24 or 25.

I will inform the department of any changes to my address for correspondence.

I declare that:

- I have read the information contained in form 1442i Privacy notice.
- I understand the department may collect, use and disclose my personal information (including biometric information and other sensitive information) as outlined in form 1442i Privacy notice.

**Your signature**



Date 

DAY	MONTH	YEAR
/	/	

Signatures of **other persons** 16 years of age or older who are appointing or withdrawing the appointment of the same authorised recipient in relation to the same matter

**Signature**



Date 

DAY	MONTH	YEAR
/	/	

**Signature**



Date 

DAY	MONTH	YEAR
/	/	

**Signature**



Date 

DAY	MONTH	YEAR
/	/	

We strongly advise that you keep a copy of this form for your records.

